



Mighty Scholars Preschool

# Farm and Harvest

## FARMING AND GARDENING CHECKLISTS

The image displays several educational materials:

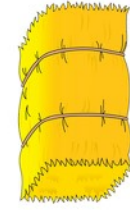

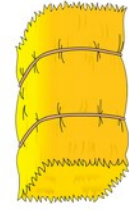

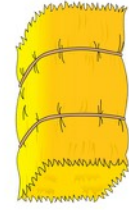

- A 2x3 grid of cards with illustrations and labels: rake, leaves, beets, eggplant, carrots, and tomatoes. The bottom two cells are empty.
- A "GARDENING CHECKLIST" with four tasks: 1. Plan your gardens (with a drawing area), 2. Plant the seeds, 3. Water the garden, and 4. Harvest the vegetables. Each task includes a small illustration and a corresponding shape (circle, triangle, square, etc.) for a matching activity.
- A "FARMING CHECKLIST" with three tasks: 1. Feed the animals (listing Pigs, Sheep, Cows, and Chickens with corresponding feed icons), 2. Collect the eggs, and 3. Pick the apples.

Mighty Scholars Preschool  
ACADEMY

By purchasing this file, you agree to using it for personal/classroom use only. This document cannot be edited, resold, copied or distributed to others without direct permission from Mighty Scholars Preschool.

# FARMING CHECKLIST

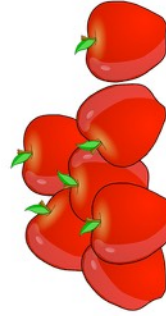
1. Feed the animals:



2. Collect the eggs

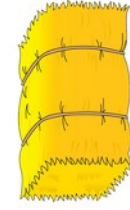

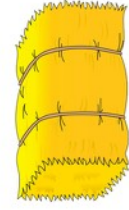

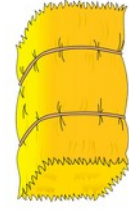



3. Pick the apples



# FARMING CHECKLIST

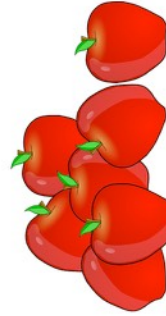
1. Feed the animals:



2. Collect the eggs






3. Pick the apples



# GARDENING CHECKLIST

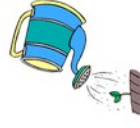
1. Plan your garden:



2. Plant the seeds



3. Water the garden






4. Harvest the vegetables



# GARDENING CHECKLIST

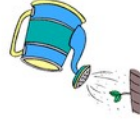
1. Plan your garden:



2. Plant the seeds



3. Water the garden



4. Harvest the vegetables



